



Kentucky High School Athletic Association

2280 Executive Drive ° Lexington, KY 40505 ° www.khsaa.org ° (859)299-5472 (859)293-5999 (fax)

MEMORANDUM

To: Superintendent, Principal, and Athletic Director
Evarts High School

From: Brigid L. DeVries, Commissioner
Larry Boucher, Assistant Commissioner


Date: July 25, 2006

Subject: 2005-2006 Title IX Annual Report Forms Submission

Enclosed please find a copy of Form T-65, the 2005-2006 KHSAA Title IX Annual Report Submission Status Report. In addition, you may find an attachment with corrected copies of the forms submitted by your school personnel. Please review this information so the forms can be completed accurately in the future.

Also, KHSAA Audit Team Members may have requested resubmission of some of the 2005-2006 Annual Report Forms or need additional information on your athletic programs. Please submit this information by the date requested if this is applicable. Copies and all KHSAA Title IX documents must be kept current and included in your permanent Title IX File at the school. All documents are subject to Open Records Requests.

Should you need any further information, please do not hesitate to call anytime.



**KHSAA TITLE IX
ANNUAL REPORT SUBMISSION
STATUS REPORT
2005-2006**

KHSAA Form T65
Revised 8/05

TO: KHSAA Member School Superintendents, Principals, and Athletic Directors

FROM: Brigid L. DeVries, Commissioner
Larry Boucher, Assistant Commissioner

DATE: 7/21/2006

School	Evarts High School	Reviewed by	Gary W. Lawson
--------	--------------------	-------------	----------------



The following is a status report regarding the required 2005 - 2006 Title IX Annual Report submission of forms due into the KHSAA office by April 15, 2006. Appropriate KHSAA Audit Team personnel have reviewed these forms and the following is a summary of this review.

I. Checklist of Forms properly submitted in a satisfactory manner:

X	GE 19 (Annual Verification)	X	T-35 (Budget Expenses)
X	T-1 (Summary Program Chart 1)	X	T-36 (Budget Expenses)
X	T-2 (Summary Program Chart 2)	X	T-41 (Checklist -- Overall Interscholastic Program)
X	T-3 (Summary Program Chart 3)	X	T-60 (Corrective Action Plan)
X	T-4 (Summary Program Chart 4)	X	T-63 (Interscholastic Survey Results)

II. Status

A.	X	2005 – 2006 Forms are satisfactory and no further information or action is necessary at this time.
B.		Errors have been noted with respect to the following forms:
C.		The following forms were omitted and must be submitted by school representatives:
D.	X	Other Recommendation and Comments: All calculations appear to be correct. According to data submitted the school is currently meeting the standard established in test #3 for the provision of athletic opportunities. School officials need to continue to monitor the indicated athletic interests. According to data submitted by the school, it is currently spending approximately \$638 per male athlete as compared to \$401 per female athlete for provision of athletic benefits. This is not within acceptable parameters and must be closely monitored both by school officials and the Gender Equity Review Committee.





Kentucky High School Athletic Association

KENTUCKY HIGH SCHOOL ATHLETIC ASSOCIATION

TITLE IX

MEMBER SCHOOLS 2005-2006 ANNUAL REPORT FORMS

Submit to KHSAA
By April 15, 2006



Kentucky High School Athletic Association

TO: Superintendent, Principal and Athletic Director
KHSAA Member School

FROM: Larry Boucher, Assistant Commissioner



DATE: November 4, 2005

SUBJECT: Annual Title IX Self-Audit Report Forms
2005-2006 School Year

Enclosed are the forms that are to be used in compiling the data required to be submitted by your school in your Annual Title IX Self-Audit. Please review the forms thoroughly since minor changes have been made from last year. As you know from previous Annual Self-Audit Report submissions over the last six years, it is due to the Kentucky High School Athletic Association no later than April 15th, 2006.

For your annual convenience, these report forms may also be found on the KHSAA website, www.khsaa.org/titleix.

Please remember that the Student Interest Survey is required in this year's report, and is included in this packet. Please administer internally the Student Survey (using Form T-61). However, submit with your April 15, 2006 Report only the Summary (Form T-63). Also, please remember that now that we are surveying our students only every other year, the number of your Survey responses should equal at least 80% of your enrollment.

If you have any questions, feel free to contact us.



**2005-2006 KENTUCKY HIGH SCHOOL ATHLETIC ASSOCIATION
ANNUAL VERIFICATION OF TITLE IX PROCEDURES
(To be submitted by April 15, 2006 along with other required forms)**

KHSAA
Form GE19
01-000

The Evarts High School, Evarts, Kentucky
(Name of High School) (City)

certifies to the Kentucky High School Athletic Association that the following is an accurate and true representation of the facts surrounding compliance with 20 U.S.C. Sections 1681-1688, et. Seq. (also known as Title IX)

I certify the following provisions in accordance with records at the school contained in the permanent Title IX file, and to the best of my knowledge have completed the following tasks (All boxes must be checked).

X Established a gender equity committee at the high school. (list committee personnel and provide attachment if necessary)

Name	Address	Phone	Title
Bob Howard	Evarts, KY	(606)837-2502	Principal
Fred McCreary	Evarts, KY	(606)837-2502	A.D.
Scott Pace	Evarts, KY	(606)837-2502	Teacher
Loretta Freeman	Evarts, KY	(606)837-2202	Parent
Phyliss McNabb	Evarts, KY	(606)837-3209	Parent
Jamie Combs	Evarts, KY	(606)837-0007	Student
Sarah Freeman	Evarts, KY	(606)837-2202	Student

X Scheduled a minimum of three meetings during the 2005-2006 school year on the following dates:

September 8, 2005

December 12, 2005

February 20, 2006

X Designated the following person(s) as the Title IX coordinator for the school:

<u>Fred McCreary</u>	<u>A.D.</u>	<u>Box 689 Evarts, KY 40828</u>	<u>(606)837-2502</u>
Name	Title	Address	Phone

X Designated the following person(s) as the Title IX coordinator for the district:

<u>Brent Rourk</u>	<u>District Title IX Coordinator</u>	<u>Ball Park Rd. Harlan, KY 40831</u>	<u>(606)573-4330</u>
Name	Title	Address	Phone

X School personnel are continuing to make periodic reviews of the boys' and girls' athletics program reflected in the Corrective Action Plan.

X In addition to the above information, the above referenced school maintains a complete permanent file relative to Title IX records including copies of the self-assessment audit, all corrective action plans, and other related materials.

Bob Howard
Principal's Signature

Date

3/24/06

[Signature]
Superintendent Signature

[Signature]
School Board Chairpersons' Signature

(Send original copy to KHSAA - Maintain duplicate in Title IX school folder)

2005-2006
ACCOMMODATION OF INTERESTS AND ABILITIES
SUMMARY PROGRAM CHART 1

KHSAA
 Form TI
 Rev. 9/01

Participation Opportunities Test One

		(Column 1)	(Column 2)	(Column 3)	(Column 4)
	Program	Enrollment	Percentage of Total Enrollment	Number of Interscholastic Participants (double and triple count)	Percentage of Total Participation
Row 1	GIRLS	161	46.9	86	49.1
Row 2	BOYS	183	53.1	89	50.9
Row 3	Totals	344	100%	175	100%

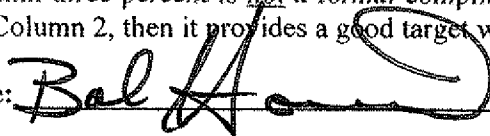
Instructions:

*Number of 8th grade students & below used in Column 3 and Column 4 calculations if applicable: 11

- 1) Determine the total number of girls enrolled, (place in Row 1, Column 1). Determine the total number of boys enrolled, (place in Row 2, Column 1).
- 2) Add the total number of girls and boys enrolled to determine total enrollment, (place in Row 3, Column 1).
- 3) Calculate the percentage of total enrollment that is female. (Divide Row 1, Column 1 by row 3, Column 1 and place in Row 1, Column 2.) Calculate the percentage of total enrollment that is male. (Divide Row 2, Column 1 by Row 3, Column 1 and place in Row 2, Column 2.) Note: Row 1, Column 2 plus Row 2, Column 2 should total 100%.
- 4) Ask the head coaches to review the most updated eligibility or squad lists for their teams. Ask coaches to confirm the names of those individuals who are on the team as of the first **date of competition**, and cross out the names of those who were cut from the team or quit the team prior to the first competitive event. Determine the total number of interscholastic athletics participants that are girls, (and place in Row 1, Column 3). In order to determine the total number of athletics participants, an individual should be counted each time he or she participates on a team. For example, if Jane Doe competes on the varsity volleyball team, the junior varsity volleyball team, the junior varsity basketball team, and the varsity softball team, she should be counted as four participants (**do not include club or intramural sports participants, cheerleaders, dance teams, or pom squads**). Calculate the same way for boys and girls. * In addition, should 8th grade students and below play on a Freshman, Junior Varsity, or Varsity team, they should also be counted for each team and sport on which they participate. If applicable, please asterisk the above notation as to how many 8th grade students & below are included in the totals. Using the same procedure, determine the total number of interscholastic athletic participants that are boys, (and place in Row 2, Column 3). Add Row 1, Column 3 plus Row 2, Column 3 to get total participants and place in Row 3, Column 3.
- 5) Calculate the percentage of female participation. (Row 1, Column 3 divided by Row 3, Column 3 and place in Row 1, Column 4.) Calculate the percentage of male participation. (Row 2, Column 3 divided by Row 3, Column 3 and place in Row 2, Column 4.) Note: Row 1, Column 4 plus Row 2, Column 4 should total 100%.

Note: While being within three percent is not a formal compliance standard; if the percent listed in Row 1, Column 4 is within 3% of Row 1, Column 2, then it provides a good target within which compliance is likely.

Principal's Signature:



Date:

4/14/06


Participation Opportunities Test Two

			Column 1	Column 2	Column 3	Column 4	Column 5
Program			Number of Teams Currently Offered	Number of Participants	Number of Teams Added Since the beginning of the 2001-2002 School Year	Number of Participants Added Since the beginning of the 2001-2002 School Year	Percent of Total Participation By Sex Added Since the beginning of the 2001-2002 School Year
GIRLS	Row 1	varsity:	5	86	0	0	
	Row 2	j.v.:	0	0	0	0	
	Row 3	frosh:	0	0	0	0	
	Row 4	total:	5	86	0	0	0
BOYS	Row 5	varsity:	5	89	0	0	
	Row 6	j.v.:	0	0	0	0	
	Row 7	frosh:	0	0	0	0	
	Row 8	total:	5	89	0	0	0

- 1) For Column 1, list the number of interscholastic teams offered for girls and boys at each competitive level (varsity, junior varsity, and freshman). For girls, total each of the entries in Rows 1, 2, and 3 into Row 4. For boys, total Rows 5, 6, and 7 into Row 8.
- 2) For Column 2, list the number of participants at each level. For girls, total each of the entries in Rows 1, 2, and 3 into Row 4. For boys, total Rows 5, 6, and 7 into Row 8. **Note:** The totals in Row 4 for girls and in Row 8 for boys must be the same as the totals in Form T-1, Column 3, Rows 1 and 2 respectively.
- 3) For Column 3, list the number of interscholastic teams that have been added in the last five years at each competitive level. Count each team added during the 5 year period only one time. e.g. Girl's junior varsity soccer was added 3 years ago, count the team only once, not 3 times. For girls, total the entries in Rows 1, 2, and 3 into Row 4. For boys, total Rows 5, 6, and 7 into Row 8.
- 4) For Column 4, list the number of participants that are currently on each level of the teams that were added in the last five years. If a team was added previously but no longer exists, there are no current participants to be added for that team. For girls, total the entries in Rows 1, 2, and 3 into Row 4. For boys, total Rows 5, 6, and 7 into Row 8.
- 5) For Column 5, calculate the percentage of participants that have been added in the last five years. For girls, take the number in Column 4, Row 4 and divide by the number in Column 2, Row 4. For boys, take the number in Column 4, Row 8 and divide it by the number in Column 2, Row 8.

Note: If the percentage of current participants added in the last five years is 25% or greater, compliance with test two may be possible. If less than 25%, then compliance with test three should be analyzed. **CAUTION:** 25% is not a formal compliance standard.

Principal's Signature:



Date:

4/14/06


2005-2006
ACCOMMODATION OF INTERESTS AND ABILITIES
SUMMARY PROGRAM CHART 3

KHSAA
 Form T3
 Rev. 9/95

Participation Opportunities Test Three

FOR ANY QUESTION ANSWERED "YES" IDENTIFY THE RESPECTIVE SPORT(S).

	GIRLS (Yes / No)		BOYS (Yes / No)
1. For a sport not currently played at the interscholastic level (varsity, junior varsity, or freshman) in your school, is there an intramural team offered for that sport?	NO		NO
2. For a sport <u>not</u> currently offered in your interscholastic athletics program, is there sufficient interest to form a viable interscholastic team based on participation on an intramural team or community recreation teams?	NO		NO
3. For a sport <u>not</u> currently offered, is there sufficient interest, based on your most recent Student Interest Survey, to form a viable interscholastic team based on student responses from the interscholastic survey? If yes, what sport?	NO		NO
4. For a sport currently offered at the varsity level only, is there sufficient interest, based on your most recent Student Interest Survey, to form a viable team for a junior varsity or freshman team that is not currently offered?	NO		NO
5. For a sport currently offered at the junior varsity or freshman level is there sufficient interest, based on your most recent Student Interest Survey, to form a varsity team not currently offered?	NO		NO
6. If you answered YES to question (1), (2), (3), (4), or (5), are there enough high schools in your geographic area offering the sport (at the appropriate level) to allow for the development of a reasonable schedule of competition?	NO		NO

Principal's Signature:  Date: 4/14/06

2005-2006
ACCOMMODATION OF INTERESTS AND ABILITIES
SUMMARY PROGRAM CHART 4

Levels of Competition Test One

		Column 1	Column 2	Column 3
Girls	Team Levels	Number of Teams Currently Offered	Number of Participants	Percentage of Participants at Each Level
Row 1	varsity:	5	86	100
Row 2	j.v.:	0	0	0
Row 3	frosh:	0	0	0
Row 4	total:		86	100%
Boys				
Row 5	varsity:	5	89	100
Row 6	j.v.:	0	0	0
Row 7	frosh:	0	0	0
Row 8	total:		89	100%

- 1) Column 1, list the number of interscholastic teams offered for girls and boys at each competitive level; varsity, junior varsity, and freshman. (Refer to Form T-2, Accommodation of Interests and Abilities, Summary Program Chart 2, Column 1.)
- 2) For Column 2, list the number of participants at each level. For girls, total the entries in Rows 1, 2, and 3 into Row 4. For boys, total the entries in Rows 5, 6, and 7 into Row 8. (Refer to Form T-2, Accommodation of Interests and Abilities, Summary Program Chart 2, Column 2.)
- 3) For Column 3, calculate the percentage of female and male participants at each level.
For girls' varsity, junior varsity, and frosh, respectively:
 - Divide Column 2, Row 1 by Column 2, Row 4, and place the percentage in Column 3, Row 1.
 - Divide Column 2, Row 2 by Column 2, Row 4, and place the percentage in Column 3, Row 2.
 - Divide Column 2, Row 3 by Column 2, Row 4, and place the percentage in Column 3, Row 3.
 -
 For boys' varsity, junior varsity, and frosh, respectively:
 - Divide Column 2, Row 5 by Column 2, Row 8, and place the percentage in Column 3, Row 5.
 - Divide Column 2, Row 6 by Column 2, Row 8, and place the percentage in Column 3, Row 6.
 - Divide Column 2, Row 7 by Column 2, Row 8, and place the percentage in Column 3, Row 7.

Principal's Signature: Bob [Signature]

Date: 4/14/06

**2005-2006
ACTUAL EXPENDITURES - PROGRAM COMPARISON CHART 1
TO INCLUDE BOOSTER CLUB FUNDING**

	equipment and supplies		travel		awards		coaches' salaries (to include supplemental and extended employment; dollar amount needed)		facilities improvements		publications (if sport-specific)	
	Expenditures		Expenditures		Expenditures		Expenditures		Expenditures		Expenditures	
	School	Booster	School	Booster	School	Booster	School	Booster	School	Booster	School	Booster
G basketball	2091		2710		400		9900					
B basketball	4495		1975		400		9020					
G softball	1416		1285		400		2090					
B baseball	1819		875		400		2090					
G cross country	1415		725		400		2310					
B cross country	836		725		400		2310					
G golf												
B golf												
G soccer												
B soccer												
G swimming												
B swimming												

- Total expenditures on T-35 and T-36 on the 2005-2006 year report due by April 15, 2006, should reflect the total monies spent (rounded off to nearest hundred) for the entire school year of 2004-2005 ending June 30, 2005.
- Booster Club Funding/Contributions must be included in the expenditures total.

Principal's Signature:  Date: 4/14/06

**2005-2006
ACTUAL EXPENDITURES - PROGRAM COMPARISON CHART 2
TO INCLUDE BOOSTER CLUB FUNDING**

	equipment and supplies		travel		awards		coaches' salaries (to include supplemental and extended employment; <i>dollar amount needed</i>)		facilities improvements		publications (if sport-specific)	
	School	Booster	School	Booster	School	Booster	School	Booster	School	Booster	School	Booster
G track	1110		725		400		2090					
B track	400		725		400		2090					
G tennis												
B tennis												
G volleyball	1419		900		400		2530					
B wrestling												
G (list sport)												
B football	10660		1371		400		15400					
G (list sport)												
B (list sport)												

1. Total expenditures on T-35 and T-36 on the 2005-2006 year report due by April 15, 2006, should reflect the total monies spent (rounded off to nearest hundred) for the entire school year of 2004-2005 ending June 30, 2005.

2. Booster Club Funding/Contributions must be included in the expenditures total.

Indicate percentage of total expenditures for each gender:

Gender	Expenditures	Percentage
Boys	\$56811	62
Girls	\$34506	38
Total:	\$91317	100%

Principal's Signature:  Date: 4/19/06

2005-2006 KHSAA TITLE IX ATHLETICS AUDIT

KHSAA
Form T-11
11-01-05


Checklist - Overall Interscholastic Athletics Program

DIRECTIONS:

For the Areas of Compliance (Opportunities and Benefits) listed on the left hand side of the page, place a checkmark under the appropriate column identifying whether your school provided an advantage to the Girls' Program, or to the Boys' Program or to Neither Program.

Areas of Compliance:	ADVANTAGE TO:		
	GIRLS' PROGRAM	BOYS' PROGRAM	NEITHER PROGRAM
OPPORTUNITIES			
Accommodation of Interest and Abilities			X
BENEFITS			
Equipment and Supplies			X
Scheduling of Games and Practice Time			X
Travel and Per Diem Allowances			X
Coaching			X
Locker Rooms, Practice and Competitive Facilities			X
Medical and Training Facilities and Services			X
Publicity			X
Support Services			X
Athletic Scholarships			X
Tutoring			X
Housing and Dining Facilities and Services			X
Recruitment of Student Athletes			X

Principal's Signature: _____



Date: _____

4/14/06

SCHOOL NAME _____

2005-2006
TITLE IX

NASSAA
Form T60
Rev. 9/05


CORRECTIVE ACTION PLAN

DIRECTIONS:

1. For Column 1, indicate the intended area which needs corrective action in order to achieve gender equity. For Column 2, write the suggested change or activities that will correct the area in need of alteration. For Column 3, include the estimated completion date for the changes or activities.
2. It is possible to attain compliance with Title IX and no longer need "corrective" action. However, the KHSAA strongly encourages compliant schools to identify items for improvement (Column 1), activities to accomplish the improvement (Column 2) and a timetable for completion (Column 3) that will strengthen the athletic program.
3. You may copy this form as needed. Please attach corrective action plans along with audit forms and submit by April 15, 2006.

COLUMN 1 ITEM FOR CORRECTION/ IMPROVEMENT	COLUMN 2 SUGGESTED CHANGE/ ACTIVITIES	COLUMN 3 TIME TABLE FOR CORRECTIVE ACTION/ COMPLETION
SEE ATTACHED FORMS A1 - A2.		

Principal's Signature: _____



Date: _____

4/14/06

TO: Brigid L. DeVries, KHSAA Commissioner
Larry Boucher, KHSAA Assistant Commissioner

FROM: Timothy Saylor, Superintendent Harlan County Public Schools
Brent Roark, Title IX District Coordinator

DATE: January 21, 2005

RE: KHSAA Title IX Re-visit Final Audit Report 2004-05
For Evart High School and Cumberland High School.

According to the KHSAA Title IX 2004-05 Re-Visit Final Audit Report for both Cumberland & Evarts High Schools there was a deficiency found in section #4 in the category referred to in the report as "locker rooms, practice, & competitive facilities" with the same deficiency being mentioned in section #8 of both reports. The Evarts High School deficiency specifically states that "the softball field has basically the same amenities as the baseball field, but the baseball dugouts, fencing, press box, storage, and field drainage system all appear to be of higher quality": while the deficiency from Cumberland High School states that "the school has made improvements at the softball facility; however, disparity between baseball and softball facilities still exists.

As you may be aware, the Harlan County Public Schools System is in the process of consolidating all three of its high schools into one centralized facility. At this point we have already begun building a bridge and excavating the site for the new Harlan County High School, actual construction of the main building and athletic facilities will begin within the next few months.

During the process of consolidation it was necessary to liquidate properties that are no longer of use to our school system. The old Verda Elementary School and the property that surrounded it, which included the Evarts High School softball facility, were recently sold by the Harlan County Public Schools System. Kentucky law forbids the district from allocating funds for the maintenance or renovation of facilities which they do not own. However, the contract for the sale includes specific provisions for the purchaser to maintain the field until the new softball field is completed at the new high school site. We wanted The KHSAA to be aware of our situation and to be assured that the Evarts softball field will be maintained until all new facilities are completed with complete gender equity in mind.

It may also be noted that the field used by the Cumberland baseball team is not owned by the county but is leased from South East Community College. This may account for the discrepancies noted in the KHSAA report regarding the condition of the softball field compared to the baseball field.

The deficiencies specified in section #8 of both school's KHSAA Audit Reports will be completely rectified with the construction of the new softball facility. Site preparation and excavation are at the location of the new school are ongoing as this letter is being drafted.



Kentucky High School Athletic Association

2280 Executive Drive ° Lexington, KY 40505 ° www.khsaa.org ° (859)299-5472 (859)293-596 (fax)

March 31, 2005

Principal Bob Howard
Evarts High School
1989 Wildcat Drive
Evarts, KY 40828

Dear Mr. Howard:

The requested maintenance agreement for the softball field at Evarts High School has been reviewed by the KHSAA. We are hopeful that this temporary situation will be reconciled by the completion of new softball facility at the new Harlan County High School.

Sincerely,

A handwritten signature in cursive script that reads "Larry Boucher".

Larry Boucher
KHSAA Assistant Commissioner

xc: Timothy Saylor, Harlan County Schools Superintendent
Brent Roark, Harlan County Schools Title IX Coordinator

**Based on Years of Experience in the
Sport Being Supplemented**

	(0-3)	(4-7)	(8-11)	(12+)
Head Football (High School)	\$3,960.00	\$4,840.00	\$5,720.00	\$6,600.00
Asst. Football (High School)	\$1,980.00	\$2,420.00	\$2,860.00	\$3,300.00
Head Football (7&8)	\$1,320.00	\$1,430.00	\$1,540.00	\$1,760.00
Asst. Football (7&8)	\$1,100.00	\$1,100.00	\$1,100.00	\$1,100.00
Head Basketball (High School)	\$3,960.00	\$4,840.00	\$5,720.00	\$6,600.00
Asst. Basketball (High School)	\$1,980.00	\$2,420.00	\$2,860.00	\$3,300.00
Head Basketball (7&8)	\$1,320.00	\$1,430.00	\$1,540.00	\$1,760.00
Asst. Basketball (7&8)	\$1,100.00	\$1,100.00	\$1,100.00	\$1,100.00
Cheerleader Sponsor (H.S.)	\$770.00	\$880.00	\$990.00	\$1,100.00
Cheerleader Sponsor (7&8)	\$550.00	\$660.00	\$770.00	\$880.00
Head Track (High School)	\$1,320.00	\$1,540.00	\$1,760.00	\$1,980.00
Asst. Track (High School)	\$770.00	\$770.00	\$770.00	\$770.00
Cross Country (High School)	\$1,320.00	\$1,540.00	\$1,760.00	\$1,980.00
Asst. Cross Country (High School)	\$770.00	\$770.00	\$770.00	\$770.00
Head Baseball (High School)	\$1,320.00	\$1,540.00	\$1,760.00	\$1,980.00
Asst. Baseball (High School)	\$550.00	\$550.00	\$550.00	\$550.00
Academic (High School)	\$1,980.00	\$2,420.00	\$2,860.00	\$3,300.00
Academic (Middle School)	\$1,320.00	\$1,430.00	\$1,540.00	\$1,760.00
Academic (Elementary School)	\$1,100.00	\$1,100.00	\$1,100.00	\$1,100.00
Band Director (High School)	\$2,860.00	\$3,520.00	\$4,180.00	\$4,840.00
Band Director (Middle School)	\$2,200.00	\$2,860.00	\$3,520.00	\$4,180.00
Head Softball (High School)	\$1,320.00	\$1,540.00	\$1,760.00	\$1,980.00
Asst. Softball (High School)	\$550.00	\$550.00	\$550.00	\$550.00
Golf	\$550.00	\$550.00	\$550.00	\$550.00
Dance Coach	\$770.00	\$880.00	\$990.00	\$1,100.00
School Technology Coordinator	\$770.00	\$770.00	\$770.00	\$770.00
Head Girls Volleyball (H.S.)	\$1,320.00	\$1,540.00	\$1,760.00	\$1,980.00
Asst. Volleyball Girls (H.S.)	\$550.00	\$550.00	\$550.00	\$550.00
5-6TH Girls-Boys Basketball	\$1,100.00	\$1,100.00	\$1,100.00	\$1,100.00
5-6 Football	\$1,100.00	\$1,100.00	\$1,100.00	\$1,100.00
5-6th Cheerleader Sponsor	\$550.00	\$660.00	\$770.00	\$880.00
7-8TH Grade Softball/Baseball	\$1,100.00	\$1,100.00	\$1,100.00	\$1,100.00



2005-2006 INTERSCHOLASTIC
ATHLETICS SURVEY
Summary of Student Responses

KHSAA
Form T63
Rev. 9/05

School Name: Evarts
School Enrollment: 344 (SHOULD AGREE WITH FORM T-1)
Date: 3-24-06
Completed By: Fred McCreary A.D.

Instructions:

1. Summarize the Student Athletics Interest Surveys Form T-61 by listing the total number of responses on the line next to each sport.
2. Under the Other Category please provide a listing of the sports as well as the number of students who are interested in participating.
3. Please sign and date this Summary Form (T-63) and mail this Summary Form only to the KHSAA by April 15, 2006. Do not mail the student surveys (Form T-61). However, these Forms should be maintained in your files in the event they are requested subsequently.

300 Number of Surveys
284 Total Returned (*A minimum of 80% return is expected*)
8-11 Grades Surveyed (*Should be grades 9-11 and 8th grade if school has a feeder system*)

How Was The Survey Administered? Homerooms
(e.g. was it given in all English classes, or all home rooms, or advisee/advisor?)

KHSAA Sanctioned Fall Sports (*List Total Number of Participation Responses*)

33 Cross Country (Girls)
29 Cross Country (Boys)
71 Football (Boys)
7 Golf (Girls)
9 Golf (Boys)
21 Soccer (Girls)
15 Soccer (Boys)
24 Volleyball (Girls)

Winter Sport (*List Total Number of Participation Responses*)

<u>42</u>	Basketball (Girls)
<u>51</u>	Basketball (Boys)
<u>14</u>	Indoor Track (Girls)
<u>19</u>	Indoor Track (Boys)
<u>9</u>	Swimming & Diving (Girls)
<u>7</u>	Swimming & Diving (Boys)
<u>21</u>	Wrestling (Boys)

Spring Sport (*List Total Number of Participation Responses*)

<u>23</u>	Baseball (Boys)
<u>24</u>	Fast Pitch Softball (Girls)
<u>11</u>	Slow Pitch Softball (Girls)
<u>5</u>	Tennis (Girls)
<u>3</u>	Tennis (Boys)
<u>22</u>	Track (Girls)
<u>17</u>	Track (Boys)

Non-KHSAA Sanctioned Sports (*From Student Survey T-61 Question 10*)

<u>19</u>	Archery
<u>2</u>	Field Hockey
<u>39</u>	Bowling
<u>3</u>	Boys' Gymnastics
<u>24</u>	Girls' Gymnastics
<u>5</u>	Ice Hockey
<u>1</u>	Boys' Lacrosse
<u>2</u>	Girls' Lacrosse
<u>19</u>	Rifle
<u>6</u>	Rodeo
<u>4</u>	Boys' Volleyball
<u>1</u>	Water Polo
<u>51</u>	Weightlifting

Number of Students who participate in Intramural Sports

(*From Student Survey T-61 Question 5*)

<u>Sport</u>	<u>Number</u>

List Intramural Sports students are interested in adding:

(From Student Survey T-61 Question 6)

<u>Sport</u>	<u>Number</u>
Basketball	37
Volleyball	21
Soccer	33

Participation in Non-School Sports Activities

(From Student Survey T-61 Question 7)

<u>Sport</u>	<u>Number</u>

Reasons for not participating in interscholastic athletics

(From Survey Question 8)

- 31 I prefer other activities such as band, chorus, etc.
- 17 I don't have time
- 12 The practice schedules and game times are inconvenient
- 13 The sport I like isn't offered
- 9 It's too expensive
- 8 I prefer to participate in club or intramural sports
- 22 Working
- Other: _____

Student Suggestions to encourage participation


Principal's Signature

4/14/06
Date